

BACKYARD BARNs & MORE

2020
Price List



Standard Features

- * 4x4 Pressure-Treated Runners
- * Pressure-Treated 2x4 Floor Joist 16" o.c.
- * 5/8" Sturdy Floor Plywood Floor
- * 2x4 Wall Studs 16" o.c.
- * Duratemp Plywood Siding
- * Primed & Ready to Paint
- * 1/2" Plywood Roof Sheathing
- * 2x4 Rafters 16"o.c.

- *Drip Edge, Felt Paper & 25-Year Shingle
- *Pair of 8"x16" Vents on Wood Buildings or 8' Ridge Vent on Vinyl Sided Buildings
- *60" Double Doors w/ Continuous Hinges
- *Locking T- Handle Door Latch
- *Hooks & Eyes to Secure Open Doors
- *Aluminum Tread plate
- *20-Year Limited Warranty

4' Sidewall Gambrel Barn



* Includes 36" Wide Door

6x8*	\$1,394.00	10x12	\$2,213.00
6x10*	\$1,530.00	10x14	\$2,454.00
6x12*	\$1,717.00	10x16	\$2,730.00
8x8	\$1,624.00	10x20	\$3,079.00
8x10	\$1,792.00	12x12	\$2,358.00
8x12	\$1,954.00	12x14	\$2,519.00
10x10	\$1,959.00	12x16	\$2,735.00

6' Sidewall Gambrel Barn



8x8	\$2,126.00	12x20	\$4,290.00
8x10	\$2,241.00	12x22	\$4,683.00
8x12	\$2,415.00	12x24	\$5,084.00
8x14	\$2,586.00	14x16	\$4,290.00
8x16	\$2,757.00	14x18	\$4,735.00
10x10	\$2,501.00	14x20	\$5,176.00
10x12	\$2,741.00	14x22	\$5,584.00
10x14	\$2,980.00	14x24	\$5,973.00
10x16	\$3,294.00	14x26	\$6,366.00
10x18	\$3,541.00	14x28	\$6,765.00
10x20	\$3,758.00	14x30	\$7,211.00
10x22	\$3,972.00	14x32	\$7,656.00
10x24	\$4,180.00	14x34	\$8,055.00
12x12	\$3,204.00	14x36	\$8,455.00
12x14	\$3,436.00		
12x16	\$3,655.00		
12x18	\$3,976.00		

Larger Sizes= \$16.50 per Sq Ft

Single Wide 2 Story Gambrel



Loft In 2 Story per sq. ft. = \$5.00
Fold Down Porch per sq. ft. = \$20.00
Stair Way = \$500.00

W/ 7' Sidewalls		W/ 8' Sidewalls		W/ 9' Sidewalls	
14x20___	\$5,587.20	14x20_	\$5,794.40	14x20___	\$6,001.60
14x22___	\$5,925.92	14x22_	\$6,153.84	14x22___	\$6,381.76
14x24___	\$6,464.64	14x24_	\$6,713.28	14x24___	\$6,961.92
14x26___	\$7,003.36	14x26_	\$7,272.72	14x26___	\$7,542.08
14x28___	\$7,542.08	14x28_	\$7,832.16	14x28___	\$8,122.24
14x30___	\$8,080.80	14x30_	\$8,391.60	14x30___	\$8,702.40
14x32___	\$8,619.52	14x32_	\$8,951.04	14x32___	\$9,282.56
14x34___	\$9,158.24	14x34_	\$9,510.48	14x34___	\$9,862.72
14x36___	\$9,696.96	14x36_	\$10,069.92	14x36___	\$10,442.88
14x38___	\$10,235.68	14x38_	\$10,629.36	14x38___	\$11,023.04
14x40___	\$10,774.40	14x40_	\$11,188.80	14x40___	\$11,603.20
16x20___	\$6,156.80	16x20_	\$6,393.60	16x20___	\$6,630.40
16x22___	\$6,772.48	16x22_	\$7,032.96	16x22___	\$7,293.44
16x24___	\$7,388.16	16x24_	\$7,672.32	16x24___	\$7,956.48
16x26___	\$8,003.84	16x26_	\$8,311.68	16x26___	\$8,619.52
16x28___	\$8,619.52	16x28_	\$8,951.04	16x28___	\$9,282.56
16x30___	\$9,235.20	16x30_	\$9,590.40	16x30___	\$9,945.60
16x32___	\$9,850.88	16x32_	\$10,229.76	16x32___	\$10,608.64
16x34___	\$10,466.56	16x34_	\$10,869.12	16x34___	\$11,271.68
16x36___	\$11,082.24	16x36_	\$11,508.48	16x36___	\$11,934.72
16x38___	\$11,697.92	16x38_	\$12,147.84	16x38___	\$12,597.76
16x40___	\$12,313.60	16x40_	\$12,787.20	16x40___	\$13,260.80

Includes Extra Heavy Duty Treated Floor 8" o.c. & the extra runner

Double Wide Gambrel Barn



Add Dormer on Double Wide per lin. ft.= \$85.00 (Windows not included)
Loft In Double Wide per sq. ft. = \$5.00
Fold Down Porch per sq. ft. = \$20.00
Stair Way = \$500.00

6' Sidewalls

7' Sidewalls

8' Sidewalls

9' Sidewalls

24x24 _	\$11,174.40	24x24 _	\$11,635.20	24x24 _	\$12,096.00	24x24 _	\$12,556.80
24x26 _	\$12,105.60	24x26 _	\$12,604.80	24x26 _	\$13,104.00	24x26 _	\$13,603.20
24x28 _	\$13,036.80	24x28 _	\$13,574.40	24x28 _	\$14,112.00	24x28 _	\$14,649.60
24x30 _	\$13,968.00	24x30 _	\$14,544.00	24x30 _	\$15,120.00	24x30 _	\$15,696.00
24x32 _	\$14,899.20	24x32 _	\$15,513.60	24x32 _	\$16,128.00	24x32 _	\$16,742.40
24x34 _	\$15,830.40	24x34 _	\$16,483.20	24x34 _	\$17,136.00	24x34 _	\$17,788.80
24x36 _	\$16,761.60	24x36 _	\$17,452.80	24x36 _	\$18,144.00	24x36 _	\$18,835.20
24x38 _	\$17,692.80	24x38 _	\$18,422.40	24x38 _	\$19,152.00	24x38 _	\$19,881.60
24x40 _	\$18,624.00	24x40 _	\$19,392.00	24x40 _	\$20,160.00	24x40 _	\$20,928.00

Heavy Duty Pressure Treated Floor with 8" Joist Spacing Standard in All Double Wide Buildings

Gambrel Barn w/ Front Porch



6' Porch x width of Building is standard size of Barn Includes The Porch
Price Does Not Include Front Door or Windows

10x12	\$3,261.00	12x20	\$4,805.00
10x14	\$3,492.00	12x22	\$5,130.00
10x16	\$3,803.00	12x24	\$5,600.00
10x18	\$4,035.00	14x16	\$4,796.00
10x20	\$4,268.00	14x18	\$5,243.00
10x22	\$4,699.00	14x20	\$5,690.00
10x24	\$5,060.00	14x22	\$6,086.00
12X12	\$3,683.00	14X24	\$6,480.00
12x14	\$3,934.00	14X28	\$7,338.00
12x16	\$4,167.00	14x32	\$8,169.00
12x18	\$4,490.00	14x36	\$8,965.00

Larger Sizes= \$17.50 per Sq Ft

Gambrel Barn w/ Side Porch 6' Sidewall



4' Porch is standard (unless Otherwise Noted)

Size of Barn Includes The Porch

Price Does Not Include Front Door or Windows

10x12	\$3,261.00	12x20	\$4,804.00
10x14	\$3,492.00	12x22	\$5,167.00
10x16	\$3,803.00	12x24	\$5,599.00
10x18	\$4,033.00	14x16	\$4,795.00
10x20	\$4,267.00	14x18	\$5,242.00
10x22	\$4,698.00	14x20	\$5,689.00
10x24	\$5,060.00	14x22	\$6,085.00
12X12	\$3,683.00	14X24	\$6,480.00
12x14	\$3,934.00	14X28	\$7,278.00
12x16	\$4,167.00	14x32	\$8,173.00
12x18	\$4,490.00	14x36	\$8,971.00

Larger Sizes= \$17.70 per Sq Ft

Gambrel Barn w/ Full Side Porch



4' Porch x Length of Building –Size of Barn Includes the Porch
Price Does Not Include Front Door or Windows

12X12__	\$4,181.00	12X14__	\$4,588.00
14x12__	\$4,406.00	14x14__	\$4,854.00
16x12__	\$4,646.00	16x14__	\$5,264.00
18x12__	\$4,938.00	18x14__	\$5,710.00
20x12__	\$5,282.00	20x14__	\$6,158.00
22x12__	\$5,611.00	22x14__	\$6,531.00
24x12__	\$6,063.00	24x14__	\$6,934.00
26x12__	\$6,408.00	26x14__	\$7,328.00
28x12__	\$6,801.00	28x14__	\$7,721.00
30x12__	\$7,245.00	30x14__	\$8,165.00
32x12__	\$7,688.00	32x14__	\$8,608.00
34x12__	\$8,081.00	34x14__	\$9,001.00
36x12__	\$8,474.00	36x14__	\$9,394.00

Larger Sizes= \$18.70 per Sq Ft

6' Sidewall Villa



Price Does Not Include Porch or Windows

* Includes 36" wide Door

Taller Sidewalls \$1.25 a Sq. Ft. per Ft. Taller

6x6*	\$1,920.00	10x18	\$3,687.00
6x8*	\$2,037.00	10x20	\$3,767.00
6x10*	\$2,163.00	10x22	\$3,893.00
6x12*	\$2,347.00	10x24	\$4,043.00
8x8	\$2,287.00	12x12	\$3,332.00
8x10	\$2,412.00	12x16	\$3,819.00
8x12	\$2,530.00	12x20	\$4,273.00
8x14	\$2,647.00	12x24	\$4,949.00
8x16	\$2,763.00	14x24	\$5,940.00
10x10	\$2,664.00	14x28	\$6,747.00
10x12	\$3,039.00	14x32	\$7,553.00
10x14	\$3,264.00	14x36	\$8,370.00
10x16	\$3,459.00		

Larger Sizes= \$16.67 per Sq Ft

6' Sidewall Studio



Price Does Not Include Windows

6x6*	\$1,359.00	12X12	\$2,769.00
6x8*	\$1,471.00	12X14	\$3,163.00
6x10*	\$1,545.00	12X16	\$3,379.00
6x12*	\$1,620.00	12x18	\$3,783.00
8x8	\$1,748.00	12x20	\$4,033.00
8x10	\$1,849.00	12X22	\$4,222.00
8x12	\$2,028.00	12x24	\$4,588.00
8x14	\$2,121.00	14x16	\$3,805.00
10x10	\$2,183.00	14X18	\$4,097.00
10x12	\$2,443.00	14X20	\$4,627.00
10x14	\$2,737.00	14x22	\$4,826.00
10x16	\$2,958.00	14X24	\$5,091.00
10x18	\$3,112.00	14x28	\$5,509.00
10x20	\$3,257.00	14x32	\$6,042.00
10x22	\$3,406.00	14x36	\$6,639.00
10x24	\$3,653.00		

Larger Sizes= \$14.75 per Sq Ft

7' Sidewall Studio



Price Does Not Include Windows

10x10	\$2,308.00	14x16	\$4,085.00
10x12	\$2,593.00	14x18	\$4,415.00
10x14	\$2,912.00	14x20	\$4,934.00
10x16	\$3,159.00	14x22	\$5,215.00
10x18	\$3,389.00	14x24	\$5,516.00
10x20	\$3,596.00	14x28	\$6,080.00
10x22	\$4,014.00	14x32	\$6,604.00
10x24	\$4,333.00	14x36	\$7,308.00
12x12	\$2,949.00		
12x14	\$3,375.00		
12x16	\$3,621.00		
12x18	\$4,055.00		
12x20	\$4,336.00		
12x22	\$4,555.00		
12x24	\$4,952.00		

Larger Sizes= \$16.00 per Sq Ft

Single Wide Extra Tall Studio



W/ 8' Sidewalls		W/ 9' Sidewalls	
14x20_	\$5,180.00	14x20__	\$5,402.00
14x22_	\$5,470.08	14x22__	\$5,698.00
14x24_	\$5,967.36	14x24__	\$6,216.00
14x26_	\$6,464.64	14x26__	\$6,734.00
14x28_	\$6,961.92	14x28__	\$7,252.00
14x30_	\$7,459.20	14x30__	\$7,770.00
14x32_	\$7,956.48	14x32__	\$8,951.04
14x34_	\$8,453.76	14x34__	\$8,806.00
14x36_	\$8,951.04	14x36__	\$9,324.00
14x38_	\$9,448.32	14x38__	\$9,842.00
14x40_	\$9,945.60	14x40__	\$10,360.00
16x20_	\$5,683.20	16x20__	\$5,920.00
16x22_	\$6,251.52	16x22__	\$6,512.00
16x24_	\$6,819.84	16x24__	\$7,104.00
16x26_	\$7,388.16	16x26__	\$7,696.00
16x28_	\$7,956.48	16x28__	\$8,288.00
16x30_	\$8,524.80	16x30__	\$8,880.00
16x32_	\$9,093.12	16x32__	\$9,472.00
16x34_	\$9,661.44	16x34__	\$10,064.00
16x36_	\$10,229.76	16x36__	\$10,656.00
16x38_	\$10,798.08	16x38__	\$11,248.00
16x40_	\$11,366.40	16x40__	\$11,840.00

Includes Extra Heavy Duty Treated Floor 8" o.c. & the extra runner

Double Wide Studio



6' Sidewalls

7' Sidewalls

8' Sidewalls

9' Sidewalls

24x24 _	\$9,792.00	24x24 _	\$10,252.80	24x24 _	\$10,713.60	24x24 _	\$11,174.40
24x26 _	\$10,608.00	24x26 _	\$11,107.20	24x26 _	\$11,606.40	24x26 _	\$12,105.60
24x28 _	\$11,424.00	24x28 _	\$11,961.60	24x28 _	\$12,499.20	24x28 _	\$13,036.80
24x30 _	\$12,240.00	24x30 _	\$12,816.00	24x30 _	\$13,392.00	24x30 _	\$13,980.80
24x32 _	\$13,056.00	24x32 _	\$13,670.40	24x32 _	\$14,284.80	24x32 _	\$14,899.20
24x34 _	\$13,872.00	24x34 _	\$14,524.80	24x34 _	\$15,177.60	24x34 _	\$15,830.40
24x36 _	\$14,688.00	24x36 _	\$15,379.20	24x36 _	\$16,070.40	24x36 _	\$16,761.60
24x38 _	\$15,504.00	24x38 _	\$16,233.60	24x38 _	\$16,963.20	24x38 _	\$17,692.80
24x40 _	\$16,320.00	24x40 _	\$17,088.00	24x40 _	\$17,856.00	24x40 _	\$18,624.00

Heavy Duty Pressure Treated Floor with 8" Joist Spacing Standard in All Double Wide Buildings

6' Sidewall Porch Patio



Price Does Not Include Front Door or Windows

10x10	\$2,748.00	12X12	\$3,460.00	14x20	\$5,507.00
10x12	\$3,014.00	12X14	\$3,750.00	14x22	\$5,868.00
10x14	\$3,257.00	12X16	\$3,956.00	14x24	\$6,228.00
10x16	\$3,493.00	12x18	\$4,225.00	14x28	\$6,942.00
10x18	\$3,702.00	12x20	\$4,460.00	14x32	\$7,670.00
10x20	\$3,902.00	12X22	\$4,648.00	14x36	\$8,391.00
10x22	\$4,247.00	12x24	\$4,973.00		
10x24	\$4,590.00	12x26	\$5,360.00		

Larger Sizes= \$16.75 per Sq Ft

6' Sidewall Carriage House



Price Does Not Include Windows

10x8	\$2,049.00	20x12	\$4,234.00
12x8	\$2,228.00	22x12	\$4,424.00
14x8	\$2,321.00	24x12	\$4,792.00
10x10	\$2,383.00	16x14	\$3,995.00
12x10	\$2,643.00	18x14	\$4,300.00
14x10	\$2,937.00	20x14	\$4,784.00
16x10	\$3,158.00	22x14	\$5,030.00
18x10	\$3,332.00	24x14	\$5,277.00
20x10	\$3,484.00	28x14	\$6,270.00
12x12	\$2,987.00	32x14	\$6,911.00
14x12	\$3,344.00	36x14	\$7,815.00
16x12	\$3,580.00		
18x12	\$3,984.00		

Larger Sizes= \$15.75 per Sq Ft

6' Sidewall Carriage House With Porch



Price Does Not Include Front Door or Windows

10x10	\$2,665.00	12X12	\$3,434.00
12x10	\$3,096.46	14x12	\$3,648.33
14x10	\$3,205.92	16x12	\$3,806.66
16x10	\$3,441.38	18x12	\$4,161.99
18x10	\$3,637.84	20x12	\$4,515.32
20x10	\$3,822.30	22x12	\$4,862.65
22x10	\$4,150.76	24x12	\$5,149.98
24x10	\$4,473.22	26x12	\$5,517.31
26x10	\$4,792.68	28x12	\$5,858.64
28x10	\$5,116.14	30x12	\$6,119.97
30x10	\$5,447.60	32x12	\$6,484.30
32x10	\$5,769.06	34x12	\$6,848.63
34x10	\$6,092.52	36x12	\$7,213.00
36x10	\$6,414.00		

Larger Sizes= \$16.75 per Sq Ft

6' Sidewall Garden Shed



Price Does Not Include Garage Door or Windows

* Includes a Single 36" Door

6x6*	\$1,920.00	10x18	\$3,681.00
6x8*	\$2,037.00	10x20	\$3,762.00
6x10*	\$2,163.00	10x22	\$3,893.00
6x12*	\$2,347.00	10x24	\$4,043.00
8x8	\$2,287.00	12x12	\$3,332.00
8x10	\$2,412.00	12x16	\$3,819.00
8x12	\$2,530.00	12x20	\$4,273.00
8x14	\$2,647.00	12x24	\$4,949.00
8x16	\$2,763.00	14x24	\$5,940.00
10x10	\$2,664.00	14x28	\$6,747.00
10x12	\$3,039.00	14x32	\$7,553.00
10x14	\$3,264.00	14x36	\$8,360.00
10x16	\$3,459.00		

Larger Sizes= \$16.50 per Sq Ft

Single Wide 2 Story Garden Shed



W/ 7' Sidewalls		W/ 8' Sidewalls		W/ 9' Sidewalls	
14x20___	\$5,587.20	14x20_	\$5,794.40	14x20___	\$6,001.60
14x22___	\$5,925.92	14x22_	\$6,153.84	14x22___	\$6,381.76
14x24___	\$6,464.64	14x24_	\$6,713.28	14x24___	\$6,961.92
14x26___	\$7,003.36	14x26_	\$7,272.72	14x26___	\$7,542.08
14x28___	\$7,542.08	14x28_	\$7,832.16	14x28___	\$8,122.24
14x30___	\$8,080.80	14x30_	\$8,391.60	14x30___	\$8,702.40
14x32___	\$8,619.52	14x32_	\$8,951.04	14x32___	\$9,282.56
14x34___	\$9,158.24	14x34_	\$9,510.48	14x34___	\$9,862.72
14x36___	\$9,696.96	14x36_	\$10,069.92	14x36___	\$10,442.88
14x38___	\$10,235.68	14x38_	\$10,629.36	14x38___	\$11,023.04
14x40___	\$10,774.40	14x40_	\$11,188.80	14x40___	\$11,603.20
16x20___	\$6,156.80	16x20_	\$6,393.60	16x20___	\$6,630.40
16x22___	\$6,772.48	16x22_	\$7,032.96	16x22___	\$7,293.44
16x24___	\$7,388.16	16x24_	\$7,672.32	16x24___	\$7,956.48
16x26___	\$8,003.84	16x26_	\$8,311.68	16x26___	\$8,619.52
16x28___	\$8,619.52	16x28_	\$8,951.04	16x28___	\$9,282.56
16x30___	\$9,235.20	16x30_	\$9,590.40	16x30___	\$9,945.60
16x32___	\$9,850.88	16x32_	\$10,229.76	16x32___	\$10,608.64
16x34___	\$10,466.56	16x34_	\$10,869.12	16x34___	\$11,271.68
16x36___	\$11,082.24	16x36_	\$11,508.48	16x36___	\$11,934.72
16x38___	\$11,697.92	16x38_	\$12,147.84	16x38___	\$12,597.76
16x40___	\$12,313.60	16x40_	\$12,787.20	16x40___	\$13,260.80

Includes Extra Heavy Duty Treated Floor 8" o.c. & the extra runner

Double Wide Garden Shed



Add Dormer on Double Wide per lin. ft.= \$85.00 (Windows not included)

Loft In Double Wide per sq. ft. = \$5.00

Fold Down Porch per sq. ft. = \$20.00

Stair Way = \$500.00

6' Sidewalls

7' Sidewalls

8' Sidewalls

9' Sidewalls

24x24 _	\$11,174.40	24x24 _	\$11,635.20	24x24 _	\$12,096.00	24x24 _	\$12,556.80
24x26 _	\$12,105.60	24x26 _	\$12,604.80	24x26 _	\$13,104.00	24x26 _	\$13,603.20
24x28 _	\$13,036.80	24x28 _	\$13,574.40	24x28 _	\$14,112.00	24x28 _	\$14,649.60
24x30 _	\$13,968.00	24x30 _	\$14,544.00	24x30 _	\$15,120.00	24x30 _	\$15,696.00
24x32 _	\$14,899.20	24x32 _	\$15,513.60	24x32 _	\$16,128.00	24x32 _	\$16,742.40
24x34 _	\$15,830.40	24x34 _	\$16,483.20	24x34 _	\$17,136.00	24x34 _	\$17,788.80
24x36 _	\$16,761.60	24x36 _	\$17,452.80	24x36 _	\$18,144.00	24x36 _	\$18,835.20
24x38 _	\$17,692.80	24x38 _	\$18,422.40	24x38 _	\$19,152.00	24x38 _	\$19,881.60
24x40 _	\$18,624.00	24x40 _	\$19,392.00	24x40 _	\$20,160.00	24x40 _	\$20,928.00

Heavy Duty Pressure Treated Floor with 8" Joist Spacing Standard in All Double Wide Buildings

Garden Shed w/ Porch



Price Does Not Include Front Door or Windows
 Price Includes 4' Porch & 2-4x4 Vinyl Post
 (Porch is Included in Building Size)

10x10	\$2,879.00	12X12	\$3,528.00	14x20	\$5,074.00
10x12	\$3,284.00	12X14	\$3,845.00	14x22	\$5,470.00
10x14	\$3,532.00	12X16	\$4,045.00	14x24	\$6,358.00
10x16	\$3,776.00	12X18	\$4,342.00	14x26	\$6,746.00
10x18	\$3,990.00	12x20	\$4,580.00	14x28	\$7,134.00
10x20	\$4,193.00	12x22	\$4,842.00	14x30	\$7,523.00
10x22	\$4,326.00	12x24	\$5,164.00	14x32	\$7,910.00
10x24	\$4,661.00	12x26	\$5,523.00	14x34	\$8,298.00
10x26	\$5,087.00	12x28	\$5,878.00	14x36	\$8,687.00
10x28	\$5,421.00	12x30	\$6,234.00	14x38	\$9,075.00
10x30	\$5,746.00	12x32	\$6,589.00	14x40	\$9,463.00
10x32	\$6,074.00	12x34	\$6,945.00		
10x34	\$6,399.00	12x36	\$7,300.00		
10x36	\$6,727.00				

Larger Sizes= \$17.00 per Sq Ft

Garden Bar Shed



Price Includes 4' Porch & Double Doors

Price Does Not Include 30" Door, Windows or Double Transom Dormer, Bar & Bar Doors

10x14__	\$3,263.00	12x12__	\$3,348.00
10x16__	\$3,461.00	12x14__	\$3,624.00
10x18__	\$3,624.00	12x16__	\$3,864.00
10x20__	\$3,874.00	12X18__	\$4,231.00
10x22__	\$4,069.00	12x20__	\$4,481.00
10x24__	\$4,256.00	12X22__	\$4,789.00
		12x24__	\$5,220.00

Larger Sizes= \$17.25 per Sq Ft

Bar Doors__ \$ 135.00

Bar Railing__ \$ 8.00 lin. ft.

36"x36" Concession Stand Window = \$ 250.00 (White Only)

48"x36" Concession Stand Window = \$ 300.00 (White Only)

72"x36" Concession Stand Window = \$ 400.00 (White Only)

96"x36" Concession Stand Window = \$ 500.00 (White Only)

6' Sidewall Cabana



Price Does Not Include Front Door or Windows

10x10 ____	\$3,041.00	12X12 ____	\$3,772.00
10x12 ____	\$3,290.00	12X14 ____	\$4,076.00
10x14 ____	\$3,506.00	12X16 ____	\$4,262.00
10x16 ____	\$3,701.00	12x18 ____	\$4,507.00
10x18 ____	\$3,867.00	12x20 ____	\$4,705.00
10x20 ____	\$4,013.00	12X22 ____	\$4,996.00
10x22 ____	\$4,196.00	12x24 ____	\$5,294.00
10x24 ____	\$4,405.00		

Larger Sizes= \$17.50 per Sq Ft

6' Sidewall Chalet



Price Does Not Include Windows

10x8	\$2,692.00	20x10	\$4,167.00
12x8	\$2,828.00	22x10	\$4,582.00
14x8	\$2,921.00	12x12	\$3,669.00
16x8	\$3,178.00	14x12	\$3,944.00
10x10	\$2,883.00	16x12	\$4,153.00
12x10	\$3,243.00	18x12	\$4,354.00
14x10	\$3,537.00	20x12	\$4,602.00
16x10	\$3,739.00	22x12	\$4,889.00
18x10	\$3,812.00	24x12	\$5,146.00

Larger Sizes= \$17.00 per Sq Ft

Chalet with Porch



Price Does Not Include Front Door or Windows

12x10	\$3,404.00	24x12	\$5,534.00
14x10	\$3,631.66	26x12	\$5,920.00
16x10	\$3,910.32	28x12	\$6,065.00
18x10	\$4,159.98	30x12	\$6,431.00
20x10	\$4,446.64	32x12	\$6,800.00
22x10	\$4,795.30	34x12	\$7,169.00
24x10	\$5,144.96	36x12	\$7,438.00
26x10	\$5,495.62	14x14	\$4,324.00
28x10	\$5,844.28	16x14	\$4,746.50
30x10	\$6,203.94	18x14	\$5,122.00
32x10	\$6,554.60	20x14	\$5,410.50
34x10	\$6,903.26	22x14	\$6,044.00
36x10	\$7,254.00	24x14	\$6,640.50
12X12	\$3,769.00	26x14	\$7,049.00
14x12	\$4,246.00	28x14	\$7,447.50
16x12	\$4,462.00	30x14	\$7,888.00

Larger Sizes= \$18.00 per Sq Ft

Grand Design



Does Not Include- Dormer-Front Door Or Windows

Porch Size Included			Porch Size Included		
10x24	4x8	\$5,375.00	14x24	6x8	\$7,058.00
10x26	4x10	\$5,656.00	14x26	6x10	\$7,329.00
10x28	4x12	\$5,937.00	14x28	6x12	\$7,600.00
10x30	4x14	\$6,218.00	14x30	6x14	\$7,872.00
10x32	4x16	\$6,480.00	14x32	6x16	\$8,143.00
10x34	4x18	\$6,760.00	14x34	6x18	\$8,415.00
10x36	4x20	\$7,040.00	14x36	6x20	\$8,686.00
10x38	4x22	\$7,282.00	14x38	6x22	\$8,958.00
10x40	4x24	\$7,560.00	14x40	6x24	\$9,229.00
12x24	6x8	\$6,192.00	16x24	6x8	\$8,265.00
12x26	6x10	\$6,425.00	16x26	6x10	\$8,400.00
12x28	6x12	\$6,658.00	16x28	6x12	\$8,576.00
12x30	6x14	\$6,890.00	16x30	6x14	\$8,864.00
12x32	6x16	\$7,123.00	16x32	6x16	\$9,242.00
12x34	6x18	\$7,356.00	16x34	6x18	\$9,511.00
12x36	6x20	\$7,588.00	16x36	6x20	\$9,807.00
12x38	6x22	\$7,872.00	16x38	6x22	\$10,174.00
12x40	6x24	\$8,160.00	16x40	6x24	\$10,541.00

Horse shelters



8x10	\$2,134.00	10x22	\$3,618.00
8x12	\$2,420.00	10x24	\$3,833.00
8x14	\$2,545.00	12X12	\$2,845.00
8x16	\$2,760.00	12X14	\$3,177.00
10x10	\$2,232.00	12X16	\$3,487.00
10x12	\$2,529.00	12X18	\$3,798.00
10x14	\$2,741.00	12x20	\$4,112.00
10x16	\$2,972.00	12X22	\$4,523.00
10x18	\$3,187.00	12x24	\$4,799.00
10x20	\$3,401.00		

Larger Sizes= \$17 per Sq Ft

Add 8x6 Tack room=\$500.00
 Add 8x8 Tack room=\$575.00
 Add 8x10 Tack room=\$650.00
 Add 8x12 Tack room=\$700.00
 Add Tack room Panel Door=\$120.00
 Add Tilt in Feeder=\$400.00
 Continue Steel to Bottom=\$5.50 per ft.
 Close Front @ 10 Boards High=\$20.00 per ft.
 Interior Partition Wall=\$20.00 per lin. ft.
 Interior Partition Wall All the way to the top=\$25.00 per lin. ft.
 Interior Partition Wall Close the top w/ conduit=\$30.00 per lin. ft.
 40" Horse Shelter Door=\$125.00
 40" Horse Shelter Dutch Door=\$175.00
 Fold Down Opening in Horse Shelter (2'x4') =\$100.00

Victorian Playhouse



4' Sidewall		5' Sidewall	
6x6 _____	\$1,629.00	6x6 _____	\$1,829.00
8x6 _____	\$1,980.00	8x6 _____	\$2,180.00
10x8 _____	\$2,327.00	10x8 _____	\$2,527.00
12x8 _____	\$2,615.00	12x8 _____	\$2,815.00
10x10 _____	\$2,757.00	10x10 _____	\$2,957.00
12x10 _____	\$3,150.00	12x10 _____	\$3,350.00

Base Price Includes (2) 18x23 Windows with Shutters & Flower Boxes,
Small Front Door, Full-Size 30" Door on End (2 colors Paint Included)

(3rd Color Extra)

Chimney___\$60
8x3 Deck___\$360
8x4 Deck___\$430

10x3 Deck ___\$414
10x4 Deck___\$501

12x3 Deck___\$465
12x4 Deck___\$569

Victorian Cottage

Price Includes 3-18x23 Windows
With Shutters & Flower Boxes
Adult Door in the Back,
Child Door on the Front,
2 Paint Colors

(3rd Color is extra)



4' Sidewall

8x10	\$2,292.00
8x12	\$2,503.00
8x14	\$2,750.00
10x10	\$2,771.00
10x12	\$2,945.00
10x14	\$3,280.00
10x16	\$3,844.00
10x18	\$4,069.00

5' Sidewall

8x10	\$2,358.00	12X12	\$3,263.00
8x12	\$2,514.00	12X14	\$3,771.00
8x14	\$2,810.00	12X16	\$4,165.00
8x16	\$3,110.00	12X18	\$4,602.00
10x10	\$2,939.00	12x20	\$5,043.00
10x12	\$3,131.00	12X22	\$5,508.00
10x14	\$3,506.00	12x24	\$5,987.00
10x16	\$3,791.00		

6' Sidewall

8x10	\$2,621.00	10x20	\$5,138.00
8x12	\$2,816.00	12X12	\$3,905.00
8x14	\$3,170.00	12X14	\$4,404.00
10x10	\$3,310.00	12X16	\$4,925.00
10x12	\$3,572.00	12X18	\$5,399.00
10x14	\$3,992.00	12x20	\$5,866.00
10x16	\$4,326.00	12X22	\$6,363.00
10x18	\$4,766.00	12x24	\$6,860.00

EK Cabin

4' Sidewall

8x8	\$2,273.00
8x10	\$2,590.00
8x12	\$2,750.00
8x14	\$3,000.00
10x10	\$3,150.00
10x12	\$3,291.00
10x14	\$3,653.00
10x16	\$3,904.00



5' Sidewall

8x10	\$2,728.00	12X14	\$4,628.00
8x12	\$2,848.00	12x16	\$5,002.00
8x14	\$3,115.00	12X18	\$5,541.00
10x10	\$3,253.00	12x20	\$6,155.00
10x12	\$3,485.00	12X22	\$6,591.00
10x14	\$3,848.00	12x24	\$7,007.00
10x16	\$4,129.00	12x26	\$7,443.00
12X12	\$4,145.00		

6' Sidewall

8x10	\$2,969.00	10x12	\$4,685.00	12x14	\$5,800.00
8x12	\$3,080.00	10x14	\$5,057.00	12x16	\$6,123.00
8x14	\$3,276.00	10x16	\$5,129.00	12x18	\$6,537.00
10x10	\$4,279.00	12x12	\$5,356.00	12x20	\$6,902.00

Base Price Includes 2x4 or 2x6 Log Siding, Permachink Stain, 4' Deep Front Porch,(3)18x23 Windows, Small Front Door, Full-Size 30" Back Door, 4x4 Post &2x2 Deck Railing,
Treated Floor, Plywood Roof Sheathing & 3-in-1 Shingles

Log Upgrades- Log Porch=\$275.00, Log Loft &Ladder=\$225.00

6' Sidewall Challenger



Interior photo showing optional:
Loft with railing and ladder

Price Includes : 4' or 6' x width of Building Open Front Porch & 10" Overhangs
& 3 Front Decorative Braces

Price Does Not Include Front Door or Windows

OPTIONS: Shown w/- Premier Siding - Decorative Window/Door Blocks

10x12 ____	\$3,061.00	12x24 ____	\$5,360.00
10x14 ____	\$3,300.00	14x16 ____	\$4,296.00
10x16 ____	\$3,522.00	14x18 ____	\$4,586.00
10x18 ____	\$3,770.00	14x20 ____	\$4,995.00
10x20 ____	\$3,920.00	14x22 ____	\$5,402.00
10x22 ____	\$4,210.00	14X24 ____	\$5,808.00
10x24 ____	\$4,461.00	14X28 ____	\$6,225.00
12X12 ____	\$3,479.00	14x32 ____	\$7,446.00
12x14 ____	\$3,800.00	14x36 ____	\$8,265.00
12x16 ____	\$4,060.00		
12X18 ____	\$4,350.00		
12x20 ____	\$4,632.00		
12X22 ____	\$4,989.00		

Larger Sizes= \$16.50 per Sq Ft

EK Hunters Cabin

7' Sidewalls



Base Price Includes 2x6 Log Siding, Permachink Stain, Porch (specify size), 30" Door on Porch, Treated Floor, **Plywood Roof Sheathing**, Post & Rails & **3-in-1 Shingles (Log rails are Extra)**

10x12	\$3,168.00	12x16	\$5,021.00	14x22	\$7,248.00
10x14	\$3,615.00	12x18	\$5,495.00	14x24	\$7,808.00
10x16	\$4,025.00	12x20	\$5,969.00	14x26	\$8,366.00
10x18	\$4,427.00	12x22	\$6,444.00	14x28	\$8,925.00
10x20	\$4,834.00	12x24	\$6,917.00	14x30	\$9,484.00
10x22	\$5,244.00	12x26	\$7,393.00	14x32	\$10,042.00
10x24	\$5,653.00	12x28	\$7,783.00	14x34	\$10,602.00
10x26	\$6,061.00	12x30	\$8,250.00	14x36	\$11,161.00
10x28	\$6,470.00	12x32	\$8,719.00		
10x30	\$6,878.00	12x34	\$9,187.00		
10x32	\$7,286.00	12x36	\$9,655.00		
10x34	\$7,695.00	14x14	\$5,013.00		
10x36	\$8,104.00	14x16	\$5,572.00		
12x12	\$4,009.00	14x18	\$6,131.00		
12x14	\$4,471.00	14x20	\$6,689.00		

Larger Sizes= \$22.44 per Sq Ft

6' Sidewall Outback Log Cabin



2x6 Log Siding, Permachink Stain, & 36" Door Included

6x6	\$2,639.00	10x18	\$5,162.00
6x8	\$2,808.65	10x20	\$5,279.45
6x10	\$2,991.35	10x22	\$5,499.85
6x12	\$3,258.15	10x24	\$5,717.35
8x8	\$3,171.15	12x12	\$4,686.40
8x10	\$2,312.00	12x16	\$5,353.40
8x12	\$3,352.40	12x20	\$6,005.90
8x14	\$3,693.15	12x24	\$6,965.80
8x16	\$3,861.35	14x24	\$8,392.60
10x10	\$3,717.80	14x28	\$9,549.70
10x12	\$4,261.55	14x32	\$10,706.80
10x14	\$4,587.80	14x36	\$11,863.90
10x16	\$4,843.00		

Fold Down Porch \$20 a Sq Ft

Larger Sizes= \$23.94 per Sq Ft

Potting Shed



*Does not Include Front Door or Windows
To Paint Interior of Potting Area = \$300.00
(Includes Skylight in roof & Plexiglass in Gable & Pergola Porch
8' Wide Potting Area (Unless noted differently)

10x16	\$4,243.00	12x20	\$5,278.00
10x18	\$4,490.00	12x22	\$5,562.00
10x20	\$4,644.00	12x24	\$5,919.00
10x22	\$4,889.00		
10x24	\$5,083.00		

Larger Sizes= \$21.00 per Sq Ft

Potter's Pride



Price Includes 30" Single 15 Lite Panel Door, 3' Pergola Porch, Plexiglass in Roof & Gable Ends
Price Does Not Include Windows or Workbenches

8x10	\$2,975.00	12X12	\$4,519.00
8x12	\$3,285.00	12x14	\$5,198.00
8x14	\$3,644.00	12x16	\$5,677.00
8x16	\$3,950.00	12X18	\$6,256.00
10x10	\$3,470.00	12x20	\$6,835.00
10x12	\$3,965.00	12X22	\$7,414.00
10x14	\$4,460.00	12x24	\$7,993.00
10x16	\$4,955.00		
10x18	\$5,450.00		
10x20	\$5,945.00		
10x22	\$6,415.00		
10x24	\$7,013.00		

Larger Sizes= \$27.00 per Sq Ft

Starlite



4' Deep has 7' / 6' Sidewalls
All Standard 8' / 6' Sidewalls

8x6	\$2,069.00	16x10	\$3,570.00
8x8	\$2,262.00	18x10	\$3,876.00
10x8	\$2,450.00	20x10	\$4,207.00
12x8	\$2,695.00	12X12	\$3,271.00
14x8	\$2,900.00	14x12	\$3,708.00
16x8	\$3,146.00	16x12	\$4,095.00
10x10	\$2,679.00	18x12	\$4,471.00
12x10	\$2,959.00	20x12	\$4,784.00
14x10	\$3,265.00	22x12	\$5,123.00
		24x12	\$5,447.00

Larger Sizes= \$16.75 per Sq Ft

Wedge



4' Deep has 6' / 7' Sidewalls
All Standard 6' / 8' Sidewalls

8x6	\$1,969.00	16x10	\$3,500.00
8x8	\$2,162.00	18x10	\$3,776.00
10x8	\$2,350.00	20x10	\$4,107.00
12x8	\$2,595.00	12X12	\$3,171.00
14x8	\$2,800.00	14x12	\$3,608.00
16x8	\$3,046.00	16x12	\$3,995.00
10x10	\$2,579.00	18x12	\$4,371.00
12x10	\$2,859.00	20x12	\$4,684.00
14x10	\$3,165.00	22x12	\$5,023.00
		24x12	\$5,347.00

Larger Sizes= \$16.00 per Sq Ft

Treated Pavilion w/ 6x6 Base



10x12 ____	\$2,400.00
10x14 ____	\$2,800.00
10x16 ____	\$3,200.00
10x18 ____	\$3,600.00
10x20 ____	\$4,000.00

12x12 ____	\$2,880.00
12x14 ____	\$3,360.00
12x16 ____	\$3,840.00
12x18 ____	\$4,320.00
12x20 ____	\$4,800.00
12x22 ____	\$5,280.00

Larger Sizes= \$20.00 per Sq Ft

Includes 10" Overhangs

You need to upgrade to stain, metal roof or architectural shingles.

To stain floor add floor price plus pavilion price then add your 22% for stain

To add deck board floor = \$7.00 per sq. ft.

36"x64" Vented Cupola = \$850.00

Vinyl Gazebo



		Screen Price			Screen Price
10x10__	\$4,810.00	\$1,225.00	12x20__	\$9,750.00	\$1,521.00
10x12__	\$5,616.00	\$1,241.00	12x22__	\$10,725.00	\$1,606.00
10x14__	\$6,370.00	\$1,272.00	12x24__	\$11,700.00	\$1,624.00
10x16__	\$6,968.00	\$1,411.00	12x26__	\$12,675.00	\$1,821.00
10x18__	\$7,488.00	\$1,499.00	14x14__	\$8,153.00	\$1,308.00
10x20__	\$8,125.00	\$1,515.00	14x16__	\$9,100.00	\$1,547.00
10x22__	\$8,937.00	\$1,600.00	14x18__	\$10,237.00	\$1,535.00
10x24__	\$9,750.00	\$1,618.00	14x20__	\$11,375.00	\$1,551.00
12x12__	\$6,552.00	\$1,247.00	14x22__	\$12,512.00	\$1,636.00
12x14__	\$7,098.00	\$1,325.00	14x24__	\$13,650.00	\$1,654.00
12x16__	\$7,800.00	\$1,417.00	14x26__	\$14,787.00	\$1,851.00
12x18__	\$8,775.00	\$1,505.00	14x28__	\$15,925.00	\$1,887.00

Larger Sizes= \$40.62 per Sq Ft

Total screen includes 1 screen door

Additional Screen Door = \$ 350.00

Total vinyl Gazebo includes 10" overhangs, metal roof, armadillo flooring, vinyl interior ceiling, Maintenance Free

Treated Villa Gazebo



10x12	\$2,700.00	12X12	\$3,240.00
10x14	\$3,129.00	12x14	\$3,756.00
10x16	\$3,570.00	12x16	\$4,278.00
10x18	\$4,009.50	12X18	\$4,806.00
10x20	\$4,449.00	12x20	\$5,332.50
10x22	\$4,888.50	12X22	\$5,857.50
10x24	\$5,325.00	12x24	\$6,381.00

Larger Sizes= \$22.25 per Sq Ft

Treated Studio Gazebo



10x12	\$2,700.00	12x14	\$3,717.00
10x14	\$3,150.00	12x16	\$4,176.00
10x16	\$3,540.00	12X18	\$4,698.00
10x18	\$3,915.00	12x20	\$5,220.00
10x20	\$4,350.00	12X22	\$5,742.00
10x22	\$4,785.00	12x24	\$6,264.00

Larger Sizes= \$22.00 per Sq Ft

Sunroom



Includes 10" overhangs, windows, armadillo flooring, metal roof, & double prehung 15 lite door

12x16	\$12,500.00	14x16	\$14,560.00
12X18	\$14,040.00	14x18	\$16,380.00
12x20	\$15,600.00	14x20	\$18,200.00
12x22	\$17,160.00	14x22	\$20,020.00
12x24	\$18,720.00	14x24	\$21,840.00
12x26	\$20,280.00	14x26	\$23,660.00

Larger Sizes= \$65.00 per Sq Ft

Treated Pergola



Upgrade to Cedar Tone = 15% to base

10x12	\$2,262.00	12X12	\$2,713.50
10x14	\$2,638.50	12X14	\$3,166.50
10x16	\$3,391.50	12X16	\$3,618.00
10x18	\$3,391.50	12X18	\$4,069.50
10x20	\$3,768.00	12x20	\$4,522.50
10x24	\$4,522.50	12X22	\$4,974.00
10x26	\$4,899.00	12x24	\$5,427.00

Larger Sizes= \$18.86 per Sq Ft

Arbor

6x8_____	\$1,500.00	
Benches		\$60.00
8' Swing Beam		\$50.00



Additional Buildings

Fairy House

Fairy House \$48 a sq. ft.

Cedar Shake Shingles \$12.00 a sq. ft. (price may vary)

Shown w/ Board & Batten 17%

Dutch Door \$60 Radius Door \$120

Price Does Not Include Windows



Fold Down Porch \$20 a Sq Ft



Options & Accessories

Floor
Credit for No Floor = NONE
Heavy Duty Floor 12" o.c. per sq. ft. = \$.25
Heavy Duty Treated Floor 12" o.c. per sq. ft. = \$ 1.25
Treated Floor 16" o.c. per sq. ft. = \$ 1.00
Extra Heavy Duty Treated Floor 8" o.c. = \$1.75
Rhino Flooring 16" o.c. per sq. ft. = \$ 2.25
Heavy Duty Rhino Flooring 12" o.c. per sq. ft. = \$2.50
Extra Heavy Duty Rhino Flooring 8" o.c. = \$3.00
Extra Heavy Duty Rhino Flooring 8" o.c. (In Double Wide Only) = \$1.50
2x6 T&G Treated Flooring per sq. ft. =\$ 3.25
Treated Deck Board Floor per sq. ft. =\$ 1.80
Regular Double Plywood Flooring per sq. ft. =\$ 1.50
Treated Double Plywood Flooring per sq. ft. =\$ 3.25
2x6 Treated Floor Joist per sq. ft. =\$ 1.50
Extra 4x4 Runner per lin. ft. = \$ 2.00
Extra 4x6 Runner per lin. ft. = \$ 2.90
14' & 16' Wide Buildings add an extra Runner in the center
Siding
Credit for Customers Paint = NONE
Upgrade to Paint add to base = 16%
Paint Trim only add to base = 8%
Upgrade to A&L Stain add to base = 16% (On Primed Duratemp Only)
Up Charge for 3 rd paint Color = \$ 75.00
Paint Panel Doors or Prehung Doors = \$ 60.00 each
When ordering only Flower Boxes or Shutter that are Painted=\$ 50.00 to paint min
Paint Victorian Deck Railing = \$ 100.00
Credit for Unpainted Playhouses & Cabins = None
Upgrade to Permachink Stain add to base = 22% (On Raw Wood Only)
Log Siding with Permachink Stain add to base = 45%
Upgrade to Premier Pine Siding add to base = 20%
Upgrade to Vinyl Siding add to base = 32%
Upgrade to Dutchlap Vinyl Siding add to base = 36%
Upgrade to Certain Teed Vinyl Siding add to base =42%
Upgrade to Vinyl Siding Deluxe & Premium Colors add to base= 75%
Upgrade to Smart Siding add to base = 40%
Metal Sided Building 16" o.c. (w/ plywood) add to base = 40% (Roof Extra)
Metal Sided Building 24" o.c. (no plywood) add to base=30% (Roof Extra)
Wood Board & Batten Duratemp add to base = 17%
Install Customer Vinyl or Smart Siding add to base = 18%

Options & Accessories

Roof	
Upgrade to Architectural Shingles add to base = 3%	
Cedar Shake Shingles per sq. ft. =\$ 12.00	
Upgrade to Metal Roof 16" o.c. (w/ plywood) add to base = 10%	
Upgrade to Metal Roof 24" o.c. (no plywood) add to base = 5%	
Upgrade to Corrugated Metal Roof 16" o.c. (w/ plywood) add to base = 15%	
Corrugated Metal Roof Deluxe Colors 16" o.c. (w/ plywood) add to base = 20%	
12/12 Roof Pitch add to base = 10%	
Extended Roof Overhangs	
6" Roof Overhangs on Wood Sided Building per sq. ft. = \$ 1.00	
10" Roof Overhangs on Wood Sided Building per sq. ft. =\$ 1.00	
6" Roof Overhangs on Vinyl Sided Building per sq. ft. = \$ 1.25	
10" Roof Overhangs on Vinyl Sided Building per sq. ft. =\$ 1.25	
6" Roof Overhangs on Metal Sided Building per sq. ft. = \$ 1.50	
10" Roof Overhangs on Metal Sided Building per sq. ft. =\$ 1.50	
6" Roof Overhangs on Premier Pine Sided Building per sq. ft. = \$ 1.50	
10" Roof Overhangs on Premier Pine Sided Building per sq. ft. =\$ 1.50	
6" Roof Overhangs on Smart Siding Sided Building per sq. ft. = \$ 1.50	
10" Roof Overhangs on Smart Siding Sided Building per sq. ft. =\$ 1.50	
Vents & Skylights	
Shingle Over Ridge Vent per lin. ft. = \$6.00	
Metal Ridge Vent per lin. ft. = \$ 6.00	
Vinyl Sided Building Includes 8' Ridge Vent	
10' Ridge Light = \$ 100.00	
5' Ridge Light = \$ 75.00	
Polycarb Clear Skylight = \$4.00 sq. ft. floor area	
16" Octagon Vents per vent =\$ 75.00	
Garden Gable Vents per set = \$ 40.00	
If you have Gable Braces you need to add Ridge Vent &/or soffit vents	
Cupolas	
24"x24" Wood Cupola = \$ 200	
Wood Louvered Cupola Painted = \$ 400.00	
Vinyl Cupola (Wood Cupola Covered w/ Coil) = \$ 225.00	
Window Shed Cupola = \$ 450.00	
Louvered Shed Cupola = \$400.00	
Weathervane = \$145.00	
Dormers	
Gambrel = \$ 575.00	
Double Transom Window Dormer (includes windows) = \$ 650.00	
Triple Transom Window Dormer (includes windows) = \$ 750.00	
4 Window Transom Dormer (includes windows) = \$ 900.00	



Options & Accessories

Dormers

6 Window Transom Dormer (includes windows) = \$ 1100.00
Upgrade to Thermopane Transoms in Dormer per window= \$50.00
Closed A Shaped Dormer = \$500.00
Open A Shaped Dormer= \$ 600.00
6' Dormer Cupola (On Painted Building)(includes windows) = \$ 600.00
7' Dormer Cupola (On Painted Building)(includes windows) = \$700.00
Dormer on Double Wide per lin. ft. (Windows Not Included)=\$ 85.00

Windows Aluminum windows are White or Brown

18"x23" = \$ 65.00
24"x27" = \$ 70.00
24"x36" = \$ 75.00
30"x36" = \$ 85.00
24"x10" = \$ 50.00
29"x10" = \$60.00
30"x10"= \$ 70.00



12" Diamond = \$ 50.00
18" Octagon = \$ 85.00
5' Transom = \$ 100.00
6' Transom = \$ 125.00

Thermopane windows are White or Clay

18"x27" Thermopane = \$ 120.00
24"x27" Thermopane = \$ 150.00
24"x36" Thermopane = \$ 175.00
30"x36" Thermopane = \$ 200.00
46"x36" Thermopane = \$ 275.00
24"x10" Thermopane = \$ 90.00
29"x10" Thermopane = \$ 100.00
30"x10" Thermopane = \$ 100.00
22" Octagon Thermopane = \$ 200.00
5' Transom Thermopane = \$ 200.00
6' Transom Thermopane = \$ 225.00
36"x36" Concession Stand Window = \$ 250.00 (White Only)
48"x36" Concession Stand Window = \$ 300.00 (White Only)
72"x36" Concession Stand Window = \$ 400.00 (White Only)
96"x36" Concession Stand Window = \$ 500.00 (White Only)
28.5"x25" Half Round Windows = \$ 75.00
15"x29" Quarter Round Windows = \$ 65.00
15"x24" Quarter Round Windows = \$ 65.00

Bay Window Bump Out (Windows Not Included)=\$ 650.00

Options & Accessories

Shutters & Flower Boxes

Solid Wood Shutters = \$ 45.00
Standard Wood Shutters = \$ 40.00
Vinyl Shutters = \$ 40.00
Wood or Poly Flower Box = \$ 40.00
Double Wood Flower Box = \$ 75.00
Triple Wood Flower Box = \$ 100.00
4 Window Flower Box = \$ 150.00



30" Window Sill = \$ 25.00

Round Top Shutters (per pair) = \$50.00

Doors

30" Wood Door = \$ 105.00

36" Wood Door = \$ 120.00

60" Wood Double Doors = \$ 205.00

72" Wood Double Doors = \$ 235.00

Vertical Soffit in Door = \$ 10.00 per door

Screen Door = \$ 145.00

Dutch Door = \$ 60.00

Single Radius Top Door = \$ 120.00

60" Double Radius Top Doors = \$ 275.00

72" Double Radius Top Doors = \$ 300.00

30" Premier Pine Door = \$ 135.00

36" Premier Pine Door = \$ 150.00

60" Premier Pine Double Doors = \$ 270.00

72" Premier Pine Double Doors = \$ 300.00

30" Panel Door = \$ 150.00

36" Panel Door = \$ 175.00

30" Panel Door with Radius Window = \$ 225.00

30" Panel Door With 4 Lite Window = \$ 225.00

30" Panel Door with 9 Light Window = \$ 225.00

30" Panel Door with 15 Light Window = \$ 250.00

36" Fiberglass Prehung Entry Door with 9 Light Window = \$ 350.00

36" Fiberglass Prehung Entry Door with No Window = \$ 300.00

36" Fiberglass Prehung Entry Door with 15 Light Window = \$ 450.00

36" Fiberglass Prehung Entry Door with Radius Window = \$ 400

Double Prehung Entry Door with 9 Light Window = \$ 700.00

Double Prehung Entry Door with no Window = \$ 600.00





Double Prehung Entry Door with 15 Light Window = \$ 900.00

Double Prehung Entry Door with Radius Window = \$800.00

5'x7' Roll-Up Door * = \$ 475.00

7'x7' Roll-Up Door * = \$ 525.00

8'x7' Roll-Up Door * = \$575.00

Doors		
9'x7' Roll-Up Door *= \$ 600.00		
12'x7' Roll-Up Door * = \$1000.00		
8'x7' Garage Door * = \$ 700.00		
8'x8' Garage Door * = \$ 800.00		
9'x7' Garage Door * = \$ 750.00		
9'x8' Garage Door * = \$ 850.00		
10' x7' Garage Door * = \$ 800.00		
10' x8' Garage Door * = \$ 900.00		
Windows in Garage Door = \$ 185.00		
Decorative Windows in Garage Door = \$ 225.00		
Decorative Hinges & Hardware in Garage Door = \$ 75.00		
Insulated Garage Door = \$150.00		
* No Double Door Credit		
6'x6' Ramp Door* = \$900.00		
6'x6'6" Ramp Door* = \$975.00		
6'x7' Ramp Door* = \$1150.00		
Frame Opening & Install their Door or Window = \$75.00		
Custom Door Size = \$ 20.00		
Frame Garage Door Opening = \$ 100.00		
Frame Opening = \$ 50.00		
T&D Handles = \$ 20.00		
Continuous Hinge = \$ 15.00		
5' Treadplate = \$ 18.00		
6' Treadplate = \$ 20.00		
5' Garage Door Treadplate = \$ 30.00		
7' Garage Door Treadplate = \$ 35.00		
9' Garage Door Treadplate = \$ 40.00		
Ramps		
36" Treated Ramp = \$ 60.00		
5'x40" Treated Ramp = \$ 80.00		
6'x40" Treated Ramp = \$ 105.00		
7'x42" Stand Alone Treated Ramp = \$ 130.00		
8'x42" Stand Alone Treated Ramp = \$ 150.00		
9'x42" Stand Alone Treated Ramp = \$ 165.00		
10'x42" Stand Alone Treated Ramp = \$ 190.00		
Shelves (12" Deep)		
8' Shelf = \$30.00	16' Shelf = \$70.00	
10' Shelf = \$40.00	18' Shelf = \$80.00	
12' Shelf = \$50.00	20' Shelf = \$90.00	
14' Shelf = \$60.00	24' Shelf = \$100.00	

Options & Accessories

Work Benches (2' Deep)

8' Workbench = \$50.00

10' Workbench = \$60.00

12' Workbench = \$70.00

14' Workbench = \$80.00

16' Workbench = \$90.00



Total Treated Workbench in Potting Shed a lin. ft. = \$ 8.00

Storage Benches (2' Deep)(2-Workbenches Installed @ 18" & 36" Height)

8' Storage Bench = \$60.00

10' Storage Bench = \$75.00

12' Storage Bench = \$90.00

14' Storage Bench = \$105.00

16' Storage Bench = \$120.00



Loft Section (4' Deep)

8'x4' (2x4's 16" o.c.) = \$70.00

10'x4' (2x4's 16" o.c.) = \$96.00

12'x4' (2x6's 16" o.c.) = \$125.00

14'x4' (2x6's 16" o.c.) = \$150.00

16'x4' (2x6's 16" o.c.) = \$175.00

Loft Ladder = \$ 60.00

Loft Railing lin. ft. = \$ 5.00



Wrap Around Loft

8x8 = \$64.00

12x22 = \$264.00

16x20 = \$320.00

8x10 = \$80.00

12x24 = \$288.00

16x22 = \$352.00

8x12 = \$96.00

12x26 = \$312.00

16x24 = \$384.00

8x14 = \$112.00

12x28 = \$336.00

16x28 = \$448.00

10x10 = \$100.00

14x14 = \$360.00

16x32 = \$512.00

10x12 = \$120.00

14x16 = \$224.00

16x34 = \$544.00

10x14 = \$140.00

14x18 = \$252.00

16x36 = \$576.00

10x16 = \$160.00

14x20 = \$280.00

10x18 = \$180.00

14x22 = \$308.00

10x20 = \$200.00

14x24 = \$336.00

12x12 = \$144.00

14x26 = \$364.00

12x14 = \$168.00

14x28 = \$392.00

12x16 = \$192.00

14x30 = \$4200.00

12x18 = \$216.00

14x32 = \$448.00

12x20 = \$240.00

16x18 = \$288.00



Options & Accessories

Miscellaneous Options

Loft Ladder = \$ 60.00
Pegboard Organizer Kit = \$ 60.00
Weathervane = \$ 145.00
Decorative Window & Door Blocks = \$ 10.00
Decorative Gable Braces = \$ 35.00
Versetta Stone = \$ 100.00 a lin. ft.



Interior & Insulation Options

Partition Wall with Carsiding on one side per lin. ft.= \$ 25.00
Partition Wall with Plywood on one side per lin. ft.= \$ 17.00
Floor Insulation w/ Metal Underbelly per sq. ft. = \$ 5.00
Total Insulation (includes floor insulation) per sq. ft. = \$ 7.50
Wall & Ceiling Insulation per sq. ft. = \$ 2.50
Bubble Insulation per sq. ft. = \$.60
Line Interior Wall & Ceiling w/ Carsiding = \$17.50 per sq. ft.
Line Interior Walls Only w/ Carsiding = \$14.00 per sq. ft.
Interior Varnish per sq. ft. = \$ 2.50
Paint Interior of Building add to base = \$30%

Decorative Shake Look

Decorative Shake Look Gable 8' Wide = \$250.00 per gable
Decorative Shake Look Gable 10' Wide = \$300.00 per gable
Decorative Shake Look Gable 12' Wide = \$350.00 per gable
Decorative Shake Look Gable 14' Wide = \$400.00 per gable
Decorative Shake Look Gable 16' Wide = \$450.00 per gable
Super Saving Buildings
Wood Sided Building, with Studs & Rafters at 24" o.c. & OSB Sheathing
Deduct From Base = 3%
Vinyl Sided Building, with Studs & Rafters @ 24" o.c. & OSB Sheathing &
Subsiding Deduct from Base = 8%

[illegible]